



COVID-19: Stories From the Front Lines

This meeting will be recorded and will be available at www.fmda.org/journalclub.php



FMDA Journal Club

May 13, 2020

Diane Sanders-Cepeda, DO, CMD – Presenter

Featuring Special Guests: Gregory James, DO, MPH, CMD; Renee Lebon, RN, NHA; Elizabeth VandeVelde, RN, MSN, ANP-CRN, MSN, ANP-C; and Bertha Carrion, ARNP, DNP, FNP

Agenda

COVID 19 state of the state

COVID 19 Headlines & Updates

Stories from the Frontline

Open Discussion

World Map

NEW

U.S. Map

Critical Trends

COVID-19 Dashboard by the Center for Systems Science and Engineering (CSSE) at Johns Hopkins University (JHU)

Total Confirmed 1,370,016

Confirmed Cases by Country/Region/Sovereignty

1,370,016	US
242,271	Russia
228,030	Spain
227,741	United Kingdom
221,216	Italy
178,349	France
178,214	Brazil
173,369	Germany
141,475	Turkey
112,725	Iran
84,021	China
75,048	India
72,419	Canada

Admin0 Admin1 Admin2

Last Updated at (M/D/YYYY) 5/13/2020 8:32:30 AM



Cumulative Confirmed Cases Active Cases Incidence Rate Case-Fatality Ratio Testing Rate Hospitalization Rate

188 countries/regions

Lancet Inf Dis Article: Here. Mobile Version: Here. Lead by JHU CSSE. Automation Support: Esri Living Atlas team and JHU APL. Contact US. FAQ.

Data sources: WHO, CDC, ECDC, NHC, DXY, 1point3acres, Worldometers.info, BNO, the COVID Tracking

Global Deaths 82,389

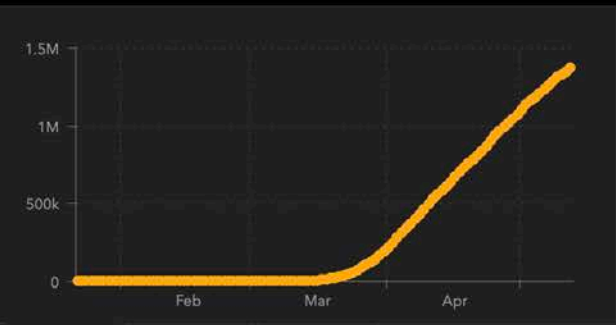
82,389 deaths US

US State Level Deaths, Recovered

27,284 deaths, 58,679 recovered	New York US
9,531 deaths, 15,642 recovered	New Jersey US
5,141 deaths, recovered	Massachusetts US
4,674 deaths, 22,686 recovered	Michigan US
3,914 deaths, recovered	Pennsylvania US

Global Deaths

US Deaths, Recovered



Confirmed Logarithmic Daily Cases



Florida's COVID-19 Data and Surveillance Dashboard

Florida Department of Health, Division of Disease Control and Health Protection

Select a County



Total Cases

42,402

Cumulative Data for Florida Residents:

Positive Residents

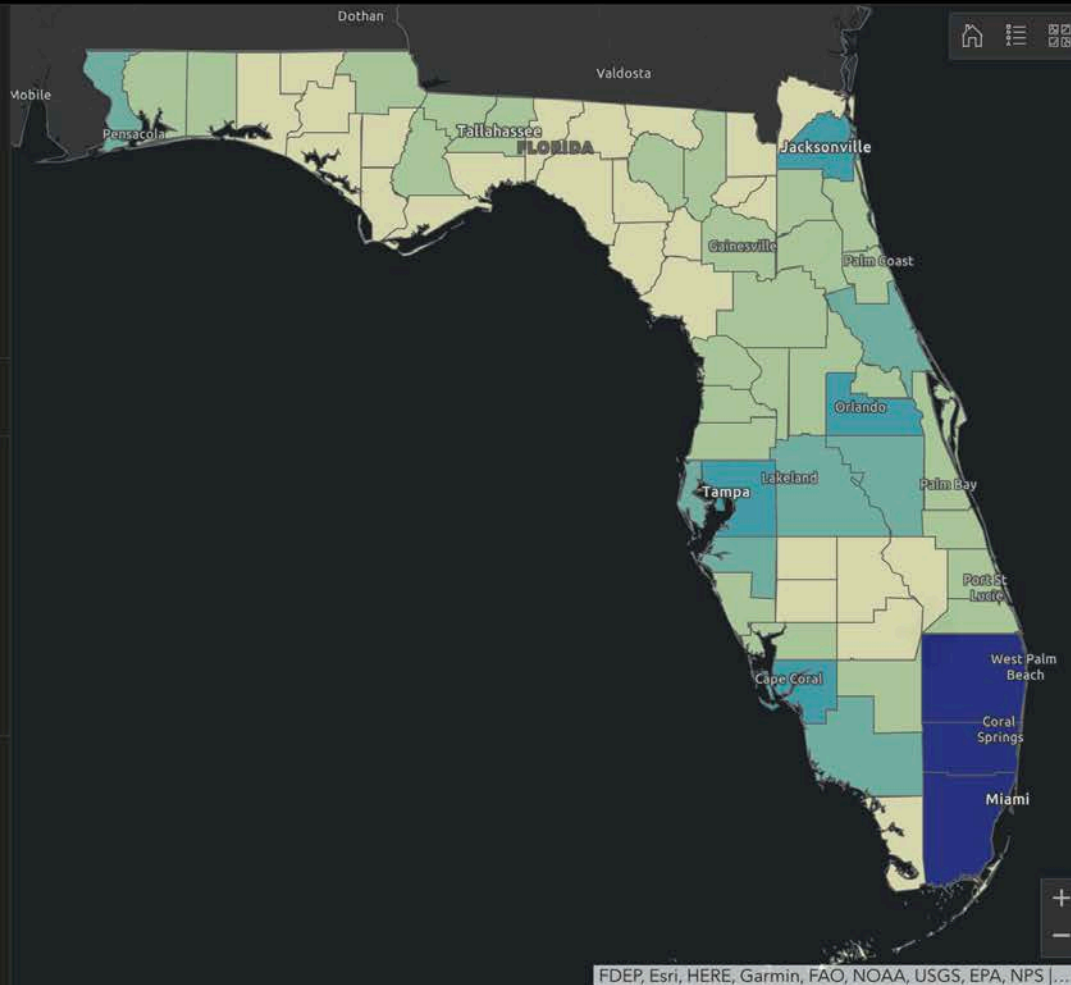
41,236

Hospitalizations

7,595

Deaths

1,827

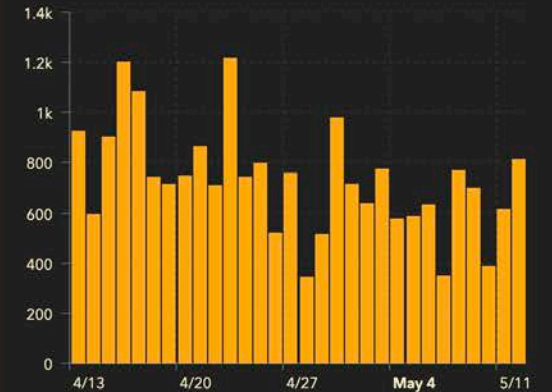


FDEP, Esri, HERE, Garmin, FAO, NOAA, USGS, EPA, NPS

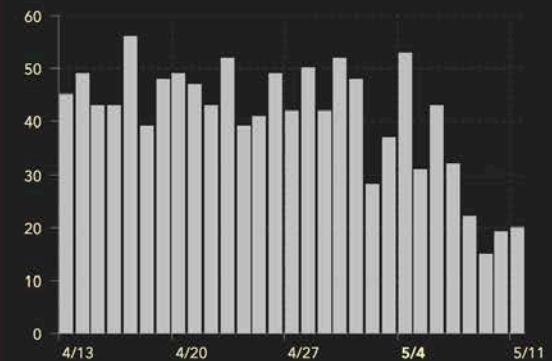
Data is updated every day at approximately 11 A.M. ET. [Click here to access and download data.](#)

Recent Data for Florida Residents (Last 30 Days):

New Cases of Residents by Day



Resident Deaths by Date of Death



The Deaths by Day chart shows the total number of Florida residents with confirmed COVID-19 that died on each calendar day (12:00 AM - 11:59 PM). Death data often has significant delays in reporting, so data within the past



Florida Cases

Florida Testing

Cases by County

Cases by Zip Code

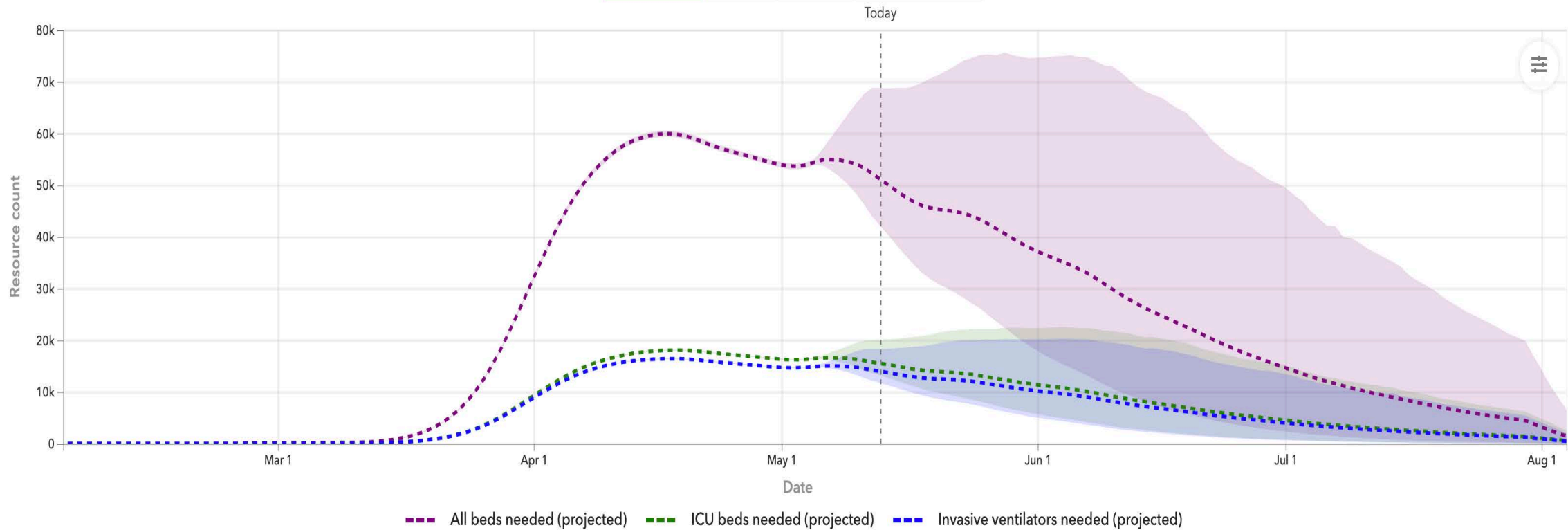
Health Metrics

USA and World

United States of America

Hospital resource use

All resources All beds ICU beds Invasive ventilators

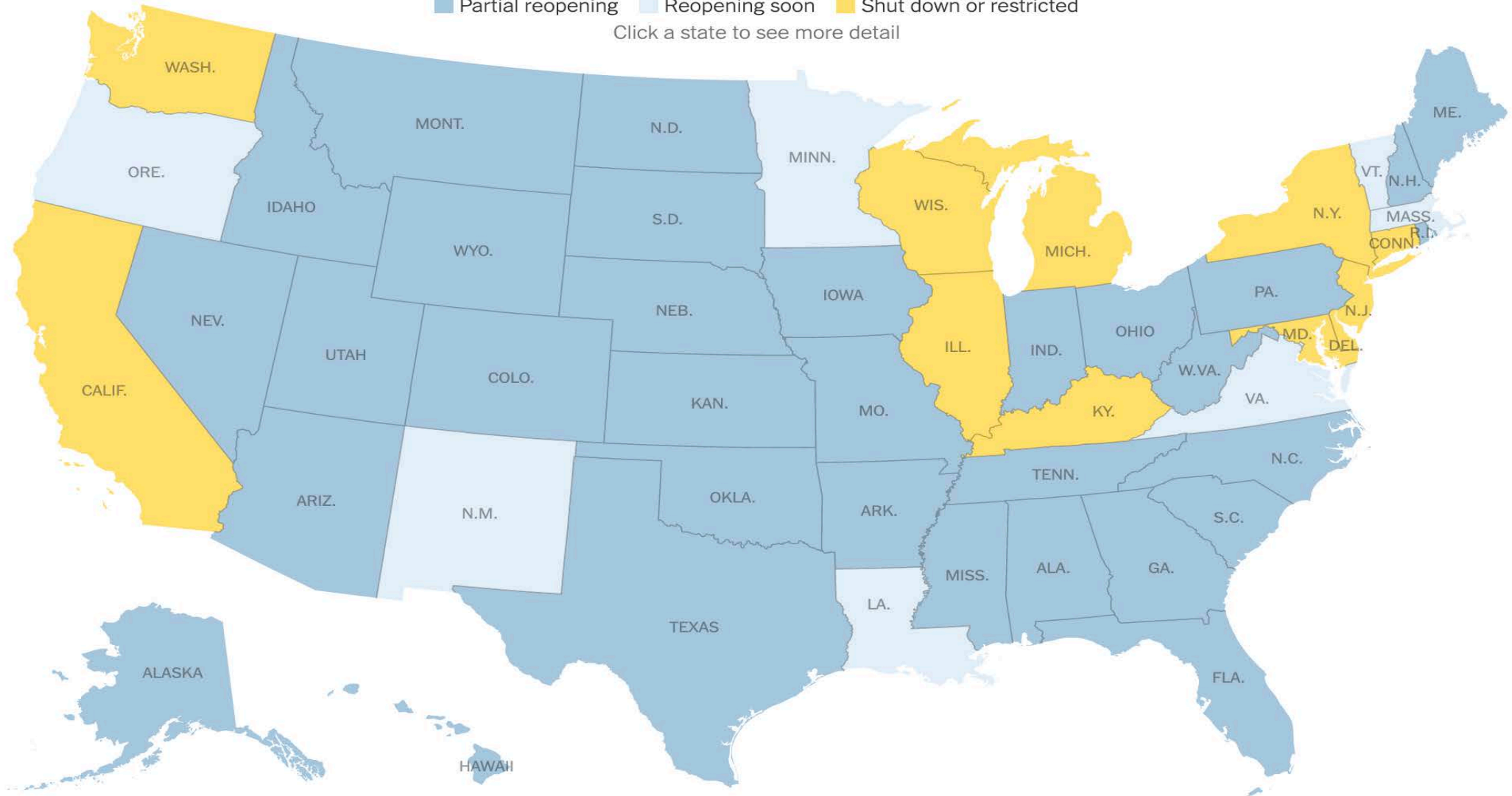


All resources specific to COVID-19 patients.

Shaded areas indicate uncertainty

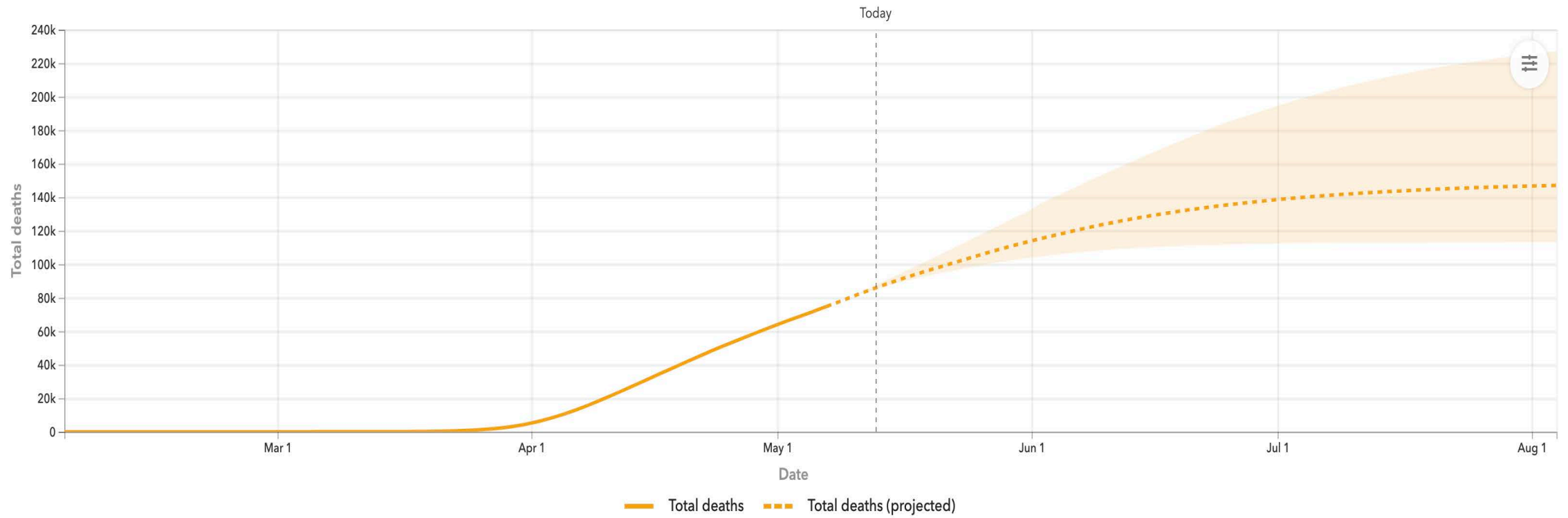
■ Partial reopening ■ Reopening soon ■ Shut down or restricted

Click a state to see more detail



Total deaths

147,040 COVID-19 deaths
projected by August 4, 2020



All deaths specific to COVID-19 patients.

Shaded area indicates uncertainty ⓘ

Insight into FDA's Revised Policy on Antibody Tests: Prioritizing Access and Accuracy

[Subscribe to Email Updates](#)

[f Share](#)

[Tweet](#)

[in LinkedIn](#)

[Email](#)

[Print](#)

FDA Voices

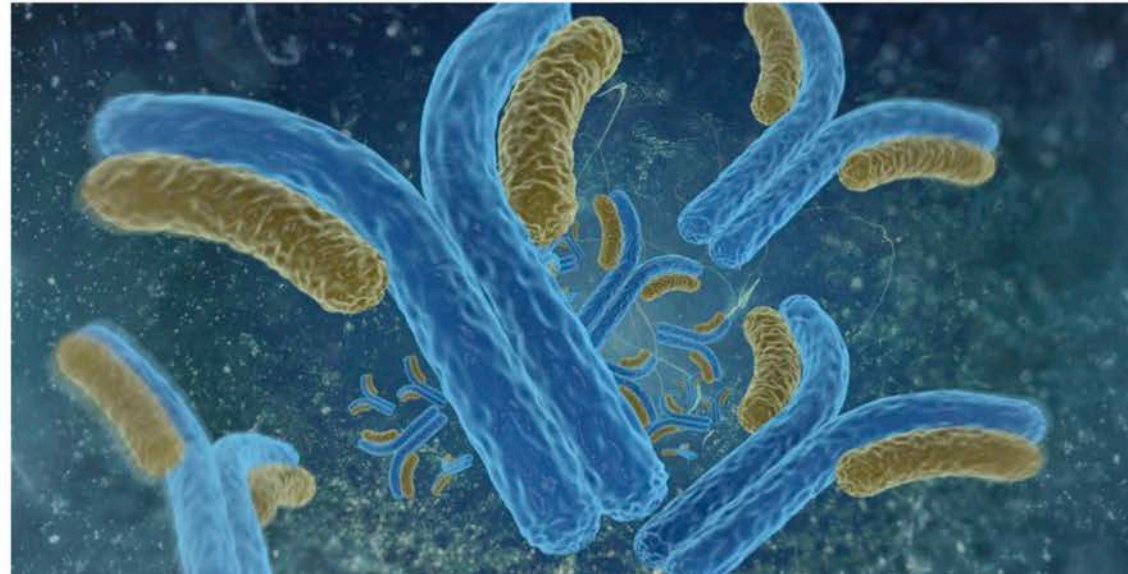
[FDA Voices on Policy](#)

[FDA Voices on Consumer Safety and Enforcement](#)

[FDA Voices on Medical Products](#)

[FDA Voices on Food](#)

[FDA Voices on Tobacco](#)



Content current as of:
05/04/2020

Regulated Product(s)
Medical Devices
Laboratory Tests

Health Topic(s)
Coronavirus

FDA NEWS RELEASE

Coronavirus (COVID-19) Update: FDA Issues Emergency Use Authorization for Potential COVID-19 Treatment

 Share

 Tweet

 LinkedIn

 Email

 Print

For Immediate Release: May 01, 2020



THE CORONAVIRUS CRISIS

New Jersey Investigates State's Nursing Homes, Hotbed Of COVID-19 Fatalities

May 11, 2020 · 6:57 PM ET

Heard on [All Things Considered](#)



MAUREEN PAO



AILSA CHANG



4-Minute Listen

+ PLAYLIST





Florida launches new testing mandates as COVID-19 spreads through nursing homes

By Catherine Hawley | Published 9 hours ago | Pinellas County | FOX 13 News

Long-term care facilities required to test for COVID-19



 **NINLARO**
(ixazomib) capsules
4mg | 3mg | 2.3mg

AN ORAL PROTEASOME




Gregory James, DO, MPH, CMD



Renee Lebon, RN, NHA



Bertha Carrion, ARNP, DNP, FNP



Elizabeth VandeVelde, RN, MSN, ANP-CRN,
MSN, ANP-C

Stories from the Frontlines

Provided by the Optum ISNP - Florida



Gregory James, DO, MPH, CMD
Optum Complex Care Management
National Medical Director – Policy & Operations
Senior Medical Director - Florida

“Commercial Disclosure”

COVID 19 statistics

- Data for COVID-19 Deaths (from earlier this week)
 - National: 80,684 deaths total; 28,100 are Nursing Home (NH) residents = 35%
 - State of FL: 1735 deaths total; 570 are NH residents = 33%
 - State of CO: 987 deaths total; 529 are NH residents = 54%
 - Pinellas County: 61 deaths total; 41 are NH residents = 67%
 - This includes the #1 home in FL for deaths, and is still losing residents every day
- The Total Population of NH residents in the US is about 0.5% of the Total US Population
 - However, as noted above responsible for 35% of the deaths nationwide
 - Based on this data, the death rate of our residents is about 70 times that of the rest of the US. In some FL counties, it is over 100 times the rate.

Clinical Landscape

- Our ISNP operates in 173 facilities total; 72 are COVID positive buildings, which is 42%
 - 21 of these 72 facilities have 5 or more of our patients who are COVID positive (12% of all facilities)
- Keep in mind that required reporting of deaths in our homes was not mandated to start nationwide until last Fri, May 8th
 - Therefore the data has been very spotty depending on the individual state requirements
 - The first report due to be released by the US Government on this data nationwide is not expected until June 1st.

Optum CCM ISNP Counties In FL

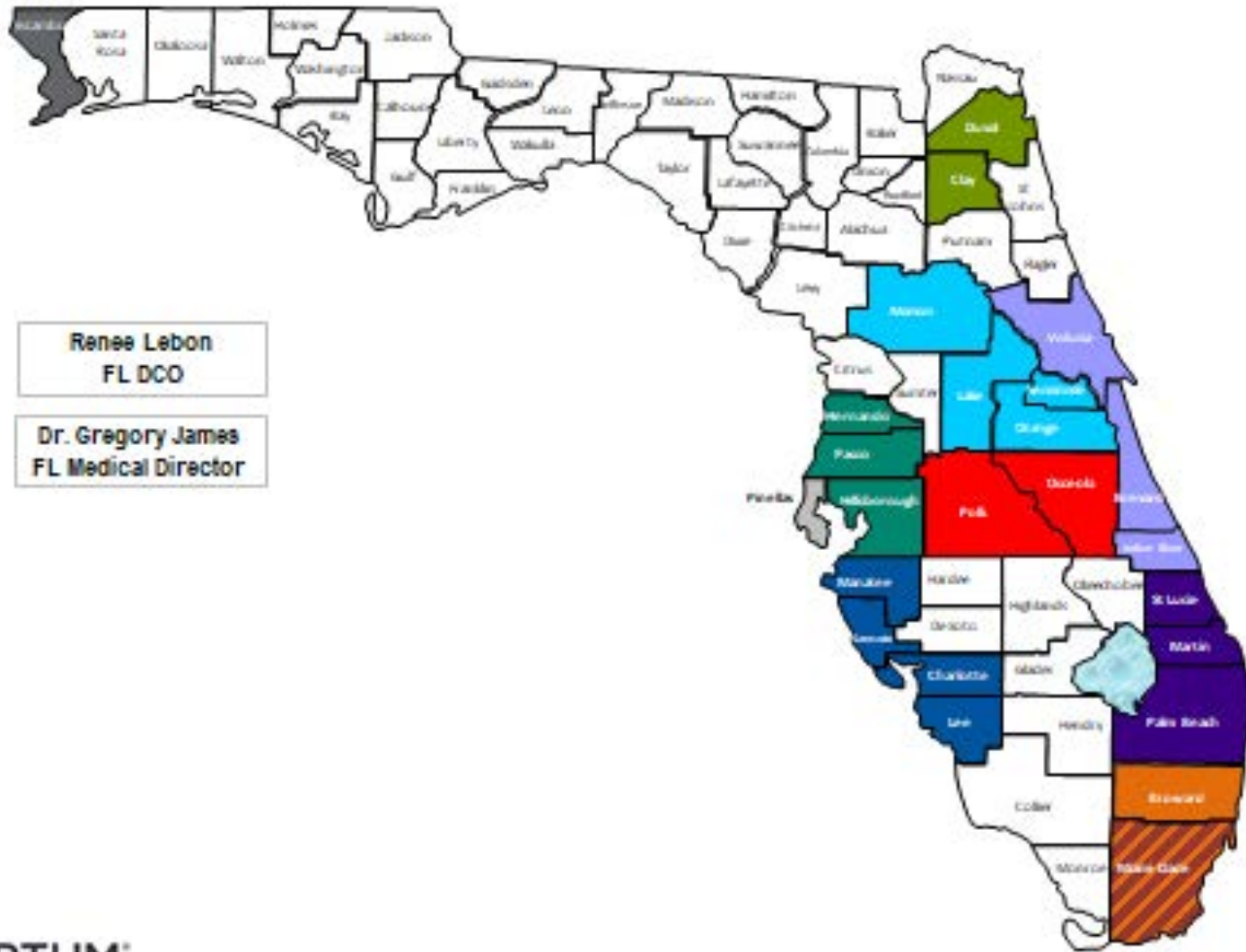
Current Live Counties (23):

Brevard
Broward
Charlotte
Clay
Duval
Escambia
Hernando
Hillsborough
Indian River
Lake
Lee
Marion
Martin
Miami-Dade
Orange
Osceola
Palm Beach
Pasco
Pinellas
Polk
Santa Rosa
Sarasota
Seminole
Volusia

Going Live in 2020 (5):

Calhoun
Manatee
Okaloosa
St Lucie
Walton

Florida



Renee Lebon
FL DCO

Dr. Gregory James
FL Medical Director

COVID-19 Hospitalization Rates By Age Group:

Age Group	Cumulative Rate per 100,000 Population
Overall	50.3
0-4 years	2.4
5-17 years	1.0
18-49 years	26.2
18-29 years	11.8
30-39 years	26.1
40-49 years	45.0
50-64 years	79.0
65+ years	162.2
65-74 years	118.6
75-84 years	194.2
85+ years	301.8

<https://www.cdc.gov/coronavirus/2019-ncov/covid-data/covidview/index.html> Page accessed 5/11/20.



Strategic Planning & Execution

Renee Lebon, RN, NHA

Optum Director of Clinical Operations - Florida



COVID 19: Impact to Care Delivery

Bertha Carrion, ARNP, DNP, FNP

Elizabeth VandeVelde, RN, MSN, ANP-CRN, MSN, ANP-C



Open Discussion

Questions & Comments

Diane Sanders-Cepeda, DO CMD
diane_sanders-cepeda@uhc.com





THE FLORIDA SOCIETY
FOR POST-ACUTE AND
LONG-TERM
CARE MEDICINE

**400 Executive Center Drive, Suite 208
West Palm Beach, FL 33401
www.fmda.org; www.bestcarepractices.org**



This meeting has been recorded and will be available at www.fmda.org/journalclub.php