



# COVID-19 Impact: Addressing the Public Health Challenge

This meeting will be recorded and will be available at [www.fmda.org/journalclub.php](http://www.fmda.org/journalclub.php)



# FMDA Journal Club

August 5, 2020

Sean Cannone, DO, CMD – Special Guest

Diane Sanders-Cepeda, DO, CMD – Presenter

# Agenda

- COVID-19: State of the State
- Addressing the Public Health Challenge
- Open Discussion



COVID-19 Dashboard by the Center for Systems Science and Engineering (CSSE) at Johns Hopkins University (JHU)



Total Confirmed  
**18,570,858**

Confirmed Cases by Country/Region/Sovereignty

4,771,846	US
2,801,921	Brazil
1,908,254	India
864,948	Russia
521,318	South Africa
449,961	Mexico
439,890	Peru
362,962	Chile
334,979	Colombia
317,483	Iran
307,257	United Kingdom
302,814	Spain
281,456	Saudi Arabia

Admin0 Admin1 Admin2

Last Updated at (M/D/YYYY)  
**8/5/2020, 8:34:49 AM**



Cumulative Confirmed Cases Active Cases Incidence Rate Case-Fatality Ratio Testing Rate Hospitalization Rate

**188** countries/regions

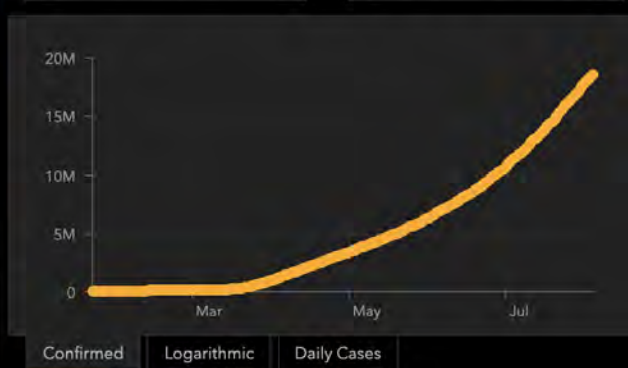
Lancet Inf Dis Article: [Here](#). Mobile Version: [Here](#).  
Lead by JHU CSSE. Technical Support: [Esri Living Atlas team](#) and [JHU APL](#). Financial Support: JHU, NSF, Bloomberg Philanthropies and Stavros Niarchos Foundation. Resource support: [Slack](#), [Github](#) and [AWS](#). Click [here](#) to donate to the CSSE dashboard team, and other JHU COVID-19 Research Efforts. [FAQ](#). Read more in

Global Deaths  
**701,316**

156,839 deaths	US
95,819 deaths	Brazil
48,869 deaths	Mexico
46,295 deaths	United Kingdom
39,795 deaths	India
35,171 deaths	Italy
20,207 deaths	Spain

US State Level  
**Deaths, Recovered**

32,725 deaths, <b>73,326</b> recovered	New York US
15,857 deaths, <b>32,697</b> recovered	New Jersey US
9,707 deaths, <b>recovered</b>	California US
8,657 deaths, <b>97,595</b> recovered	Massachusetts US
7,742 deaths, <b>recovered</b>	Illinois US







COVID-19 Dashboard by the Center for Systems Science and Engineering (CSSE) at Johns Hopkins University (JHU)



Total Confirmed

4,771,846

Confirmed Cases by Country/Region/Sovereignty

- 4,771,846 US
- 2,801,921 Brazil
- 1,908,254 India
- 864,948 Russia
- 521,318 South Africa
- 449,961 Mexico
- 439,890 Peru
- 362,962 Chile
- 334,979 Colombia
- 317,483 Iran
- 307,257 United Kingdom
- 302,814 Spain
- 281,456 Saudi Arabia

Admin0 Admin1 Admin2

Last Updated at (M/D/YYYY)

8/5/2020, 8:34:49 AM



Cumulative Confirmed Cases Active Cases Incidence Rate Case-Fatality Ratio Testing Rate Hospitalization Rate

188

countries/regions

Lancet Inf Dis Article: [Here](#). Mobile Version: [Here](#).

Lead by JHU CSSE. Technical Support: Esri Living Atlas team and JHU APL. Financial Support: JHU, NSF, Bloomberg Philanthropies and Stavros Niarchos Foundation. Resource support: Slack, Github and AWS. Click [here](#) to donate to the CSSE dashboard team, and other JHU COVID-19 Research Efforts. [FAQ](#). Read more in

Global Deaths

156,839

156,839 deaths US

US State Level

Deaths, Recovered

32,725 deaths, 73,326 recovered

New York US

15,857 deaths, 32,697 recovered

New Jersey US

9,707 deaths, recovered

California US

8,657 deaths, 97,595 recovered

Massachusetts US

7,742 deaths, recovered

Illinois US

Global Deaths

US Deaths, Recovered

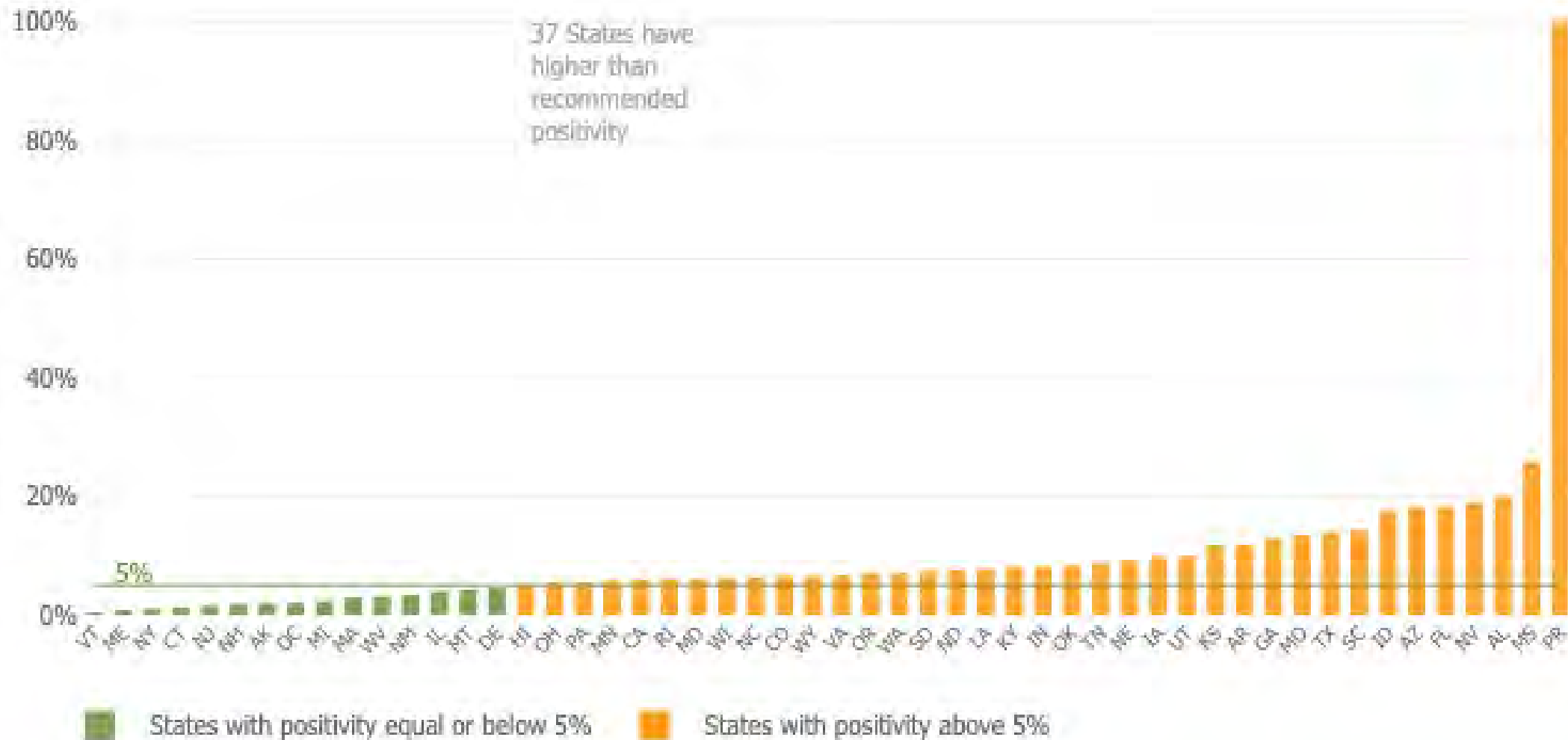


Confirmed

Logarithmic

Daily Cases

Percentage positive tests  
(average of the last 7 days)







# Florida's COVID-19 Data and Surveillance Dashboard

Florida Department of Health, Division of Disease Control and Health Protection

Select a County

# Total Cases 497,330

Cumulative Data for Florida Residents:

# Positive Residents 491,773



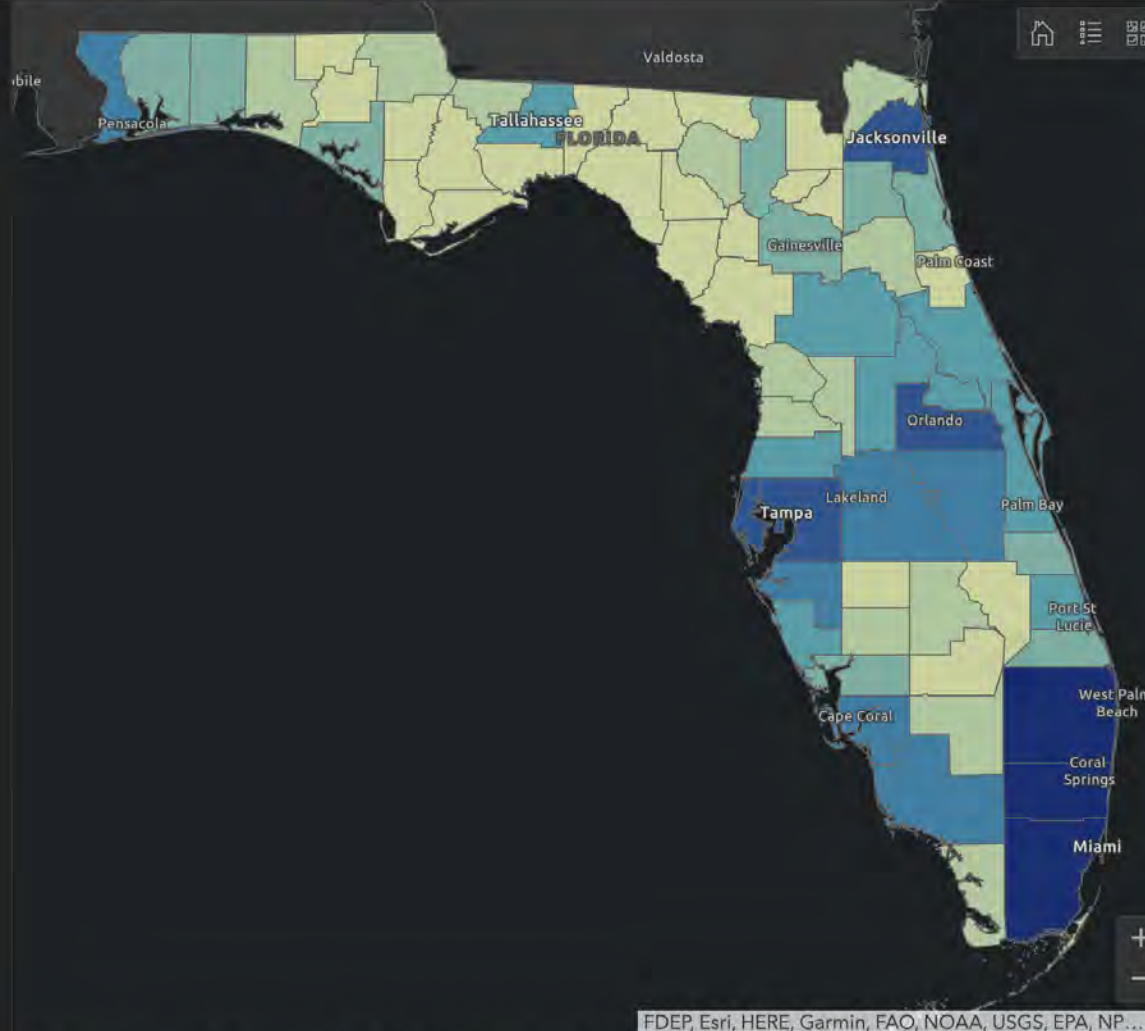
# Resident Hospitalizations 27,952

Florida Resident Deaths

# 7,402

Non-Resident Deaths

# 124



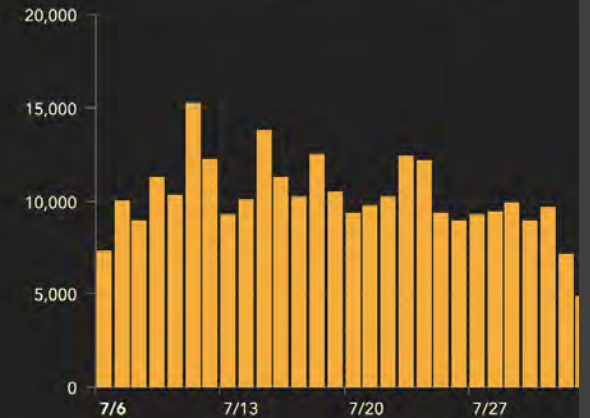
"Comparison of counties is not possible because case data are not adjusted by population."

Data is updated every day at approximately 11 A.M. ET.

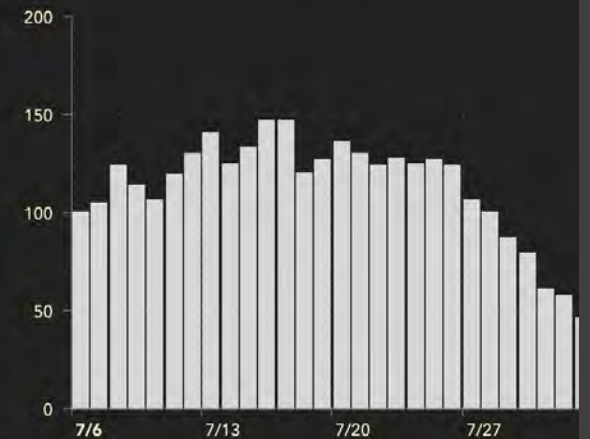
[Click here to access and download data](#)

## Recent Data for Florida Residents (Last 30 Days)

### New Cases of Residents by Day



### Resident Deaths by Date of Death



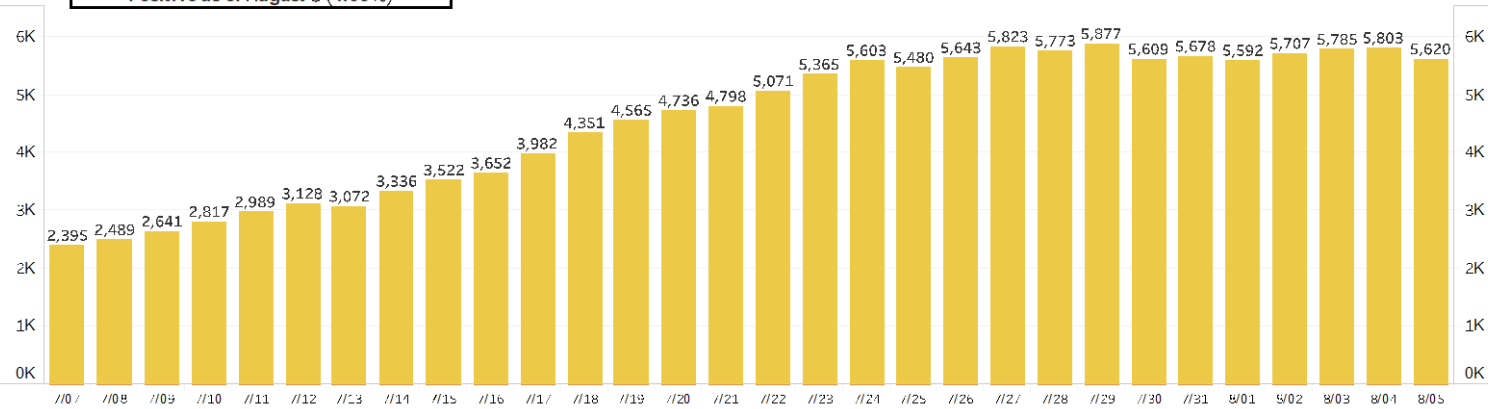
The Deaths by Day chart shows the total number of Florida residents with confirmed COVID-19 that died on each calendar day (12:00 AM - 11:59 PM). Death data has significant delays in reporting, so data within the past two weeks will be up...

# COVID in LTC

Last Updated: 8/4/2020 5:45:17 PM

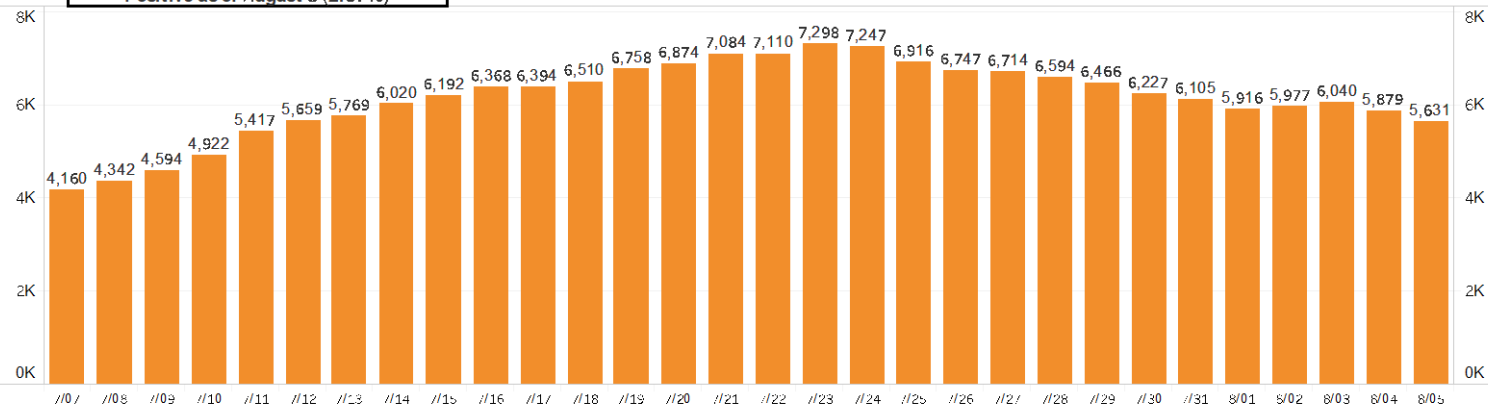
5,620 of 139,542 Total Residents  
Positive as of August 5 (4.03%)

## COVID Positive Residents (SNF & ALF)



5,631 of 195,962 Total Staff  
Positive as of August 5 (2.87%)

## COVID Positive Staff (SNF & ALF)



Data from AHCA ESS (Emergency Status System)

COVID positive residents and staff in Intermediate Care Facilities are not included in the bar chart totals. The data presented are reported by individual facilities and reporting errors may occur.





# COVID-19 Impact: Addressing Public Health Challenges

**SEAN C. CANNONE, DO, CMD**

**University Hospitals Population Health  
Medical Director for Post-Acute Care & Home  
Care**

**Ohio Zone 1 COVID-19 Clinical Lead**



# Ohio's COVID Response




# Strategic Planning for PALTC



# Addressing Healthcare Disparities





Advocacy for Your Healthcare System



# Questions & Comments

---

[Diane\\_sanders-cepeda@uhc.com](mailto:Diane_sanders-cepeda@uhc.com)







THE FLORIDA SOCIETY  
FOR POST-ACUTE AND  
LONG-TERM  
CARE MEDICINE

**400 Executive Center Drive, Suite 208  
West Palm Beach, FL 33401**

**[www.fmda.org](http://www.fmda.org); [www.bestcarepractices.org](http://www.bestcarepractices.org)**



This meeting has been recorded and will be available at [www.fmda.org/journalclub.php](http://www.fmda.org/journalclub.php)