



# COVID-19 Impact: Pharmaceutical Updates and Emerging Research

This meeting will be recorded and will be available at [www.fmda.org/journalclub.php](http://www.fmda.org/journalclub.php)



# FMDA Journal Club

August 12, 2020

Dana Saffel, PharmD, DPh, CGP, FASCP – Special Guest

Diane Sanders-Cepeda, DO, CMD – Presenter

# Agenda

- COVID-19 State of the State
- Pharmaceutical Updates & Emerging Research
- Open Discussion



COVID-19 Dashboard by the Center for Systems Science and Engineering (CSSE) at Johns Hopkins University (JHU)



Global Cases

20,372,619

Cases by Country/Region/Sovereignty

- 5,150,590 US
- 3,109,630 Brazil
- 2,329,638 India
- 900,745 Russia
- 566,109 South Africa
- 492,522 Mexico
- 489,680 Peru
- 410,453 Colombia
- 376,616 Chile
- 333,699 Iran
- 326,612 Spain
- 313,403 United Kingdom
- 293,037 Saudi Arabia

Admin0 Admin1 Admin2

Last Updated at (M/D/YYYY)

8/12/2020, 8:27:08 AM



- Cumulative Cases
- Active Cases
- Incidence Rate
- Case-Fatality Ratio
- Testing Rate
- Hospitalization Rate

188

countries/regions

Lancet Inf Dis Article: [Here](#). Mobile Version: [Here](#). Data sources: [Full list](#). Downloadable database: [GitHub](#), [Feature Layer](#).  
 Lead by JHU CSSE. Technical Support: [Esri Living Atlas team](#) and [JHU APL](#). Financial Support: [JHU](#), [NSF](#), [Bloomberg Philanthropies](#) and [Stavros Niarchos Foundation](#). Resource support: [Slack](#), [Github](#) and [AWS](#).

Global Deaths

743,344

- 164,545 deaths US
- 103,026 deaths Brazil
- 53,929 deaths Mexico
- 46,611 deaths United Kingdom
- 46,091 deaths India
- 35,215 deaths Italy

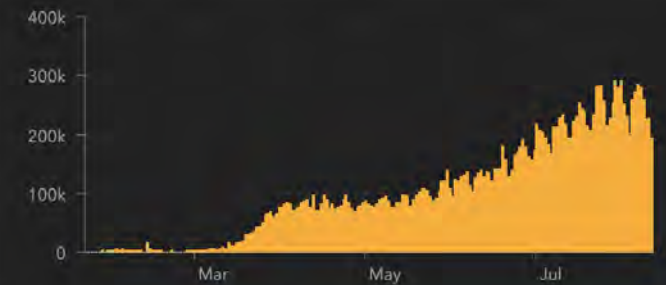
Global Deaths

US State Level

Deaths, Recovered

- 32,787 deaths, 73,779 recovered New York US
- 15,890 deaths, 33,223 recovered New Jersey US
- 10,649 deaths, recovered California US
- 9,225 deaths, 358,312 recovered Texas US
- 8,751 deaths, 99,021 recovered

US Deaths, Recovered



Daily Cases

COVID-19 Dashboard by the Center for Systems Science and Engineering (CSSE) at Johns Hopkins University (JHU)

Global Cases

5,150,590

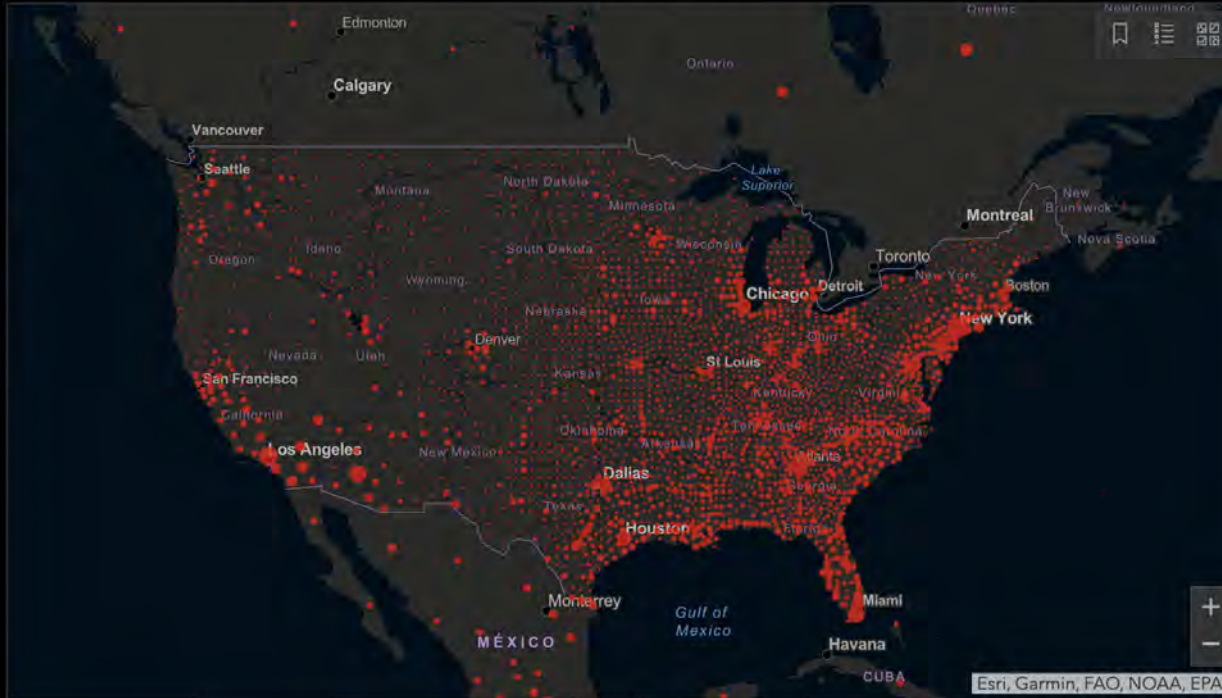
Cases by Country/Region/Sovereignty

5,150,590	US
3,109,630	Brazil
2,329,638	India
900,745	Russia
566,109	South Africa
492,522	Mexico
489,680	Peru
410,453	Colombia
376,616	Chile
333,699	Iran
326,612	Spain
313,403	United Kingdom
293,037	Saudi Arabia

Admin0 Admin1 Admin2

Last Updated at (M/D/YYYY)

8/12/2020, 8:27:08 AM



Cumulative Cases Active Cases Incidence Rate Case-Fatality Ratio Testing Rate Hospitalization Rate

188

countries/regions

Lancet Inf Dis Article: [Here](#). Mobile Version: [Here](#). Data sources: [Full list](#). Downloadable database: [GitHub](#), [Feature Layer](#).

Lead by JHU CSSE. Technical Support: [Esri Living Atlas team](#) and [JHU APL](#). Financial Support: [JHU](#), [NSF](#), [Bloomberg Philanthropies](#) and [Stavros Niarchos Foundation](#). Resource support: [Slack](#), [Github](#) and [AWS](#).

Global Deaths

164,681

164,681 deaths  
US

US State Level

Deaths, Recovered

32,787 deaths, 73,779  
recovered  
New York US

15,890 deaths, 33,223  
recovered  
New Jersey US

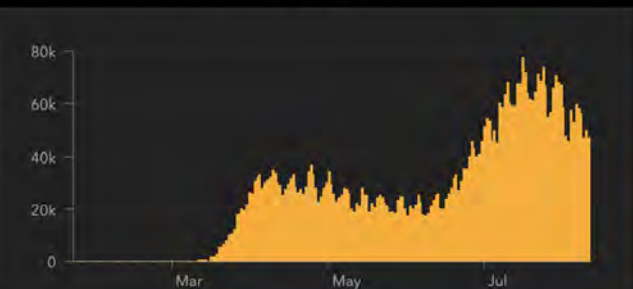
10,649 deaths, recovered  
California US

9,225 deaths, 358,312  
recovered  
Texas US

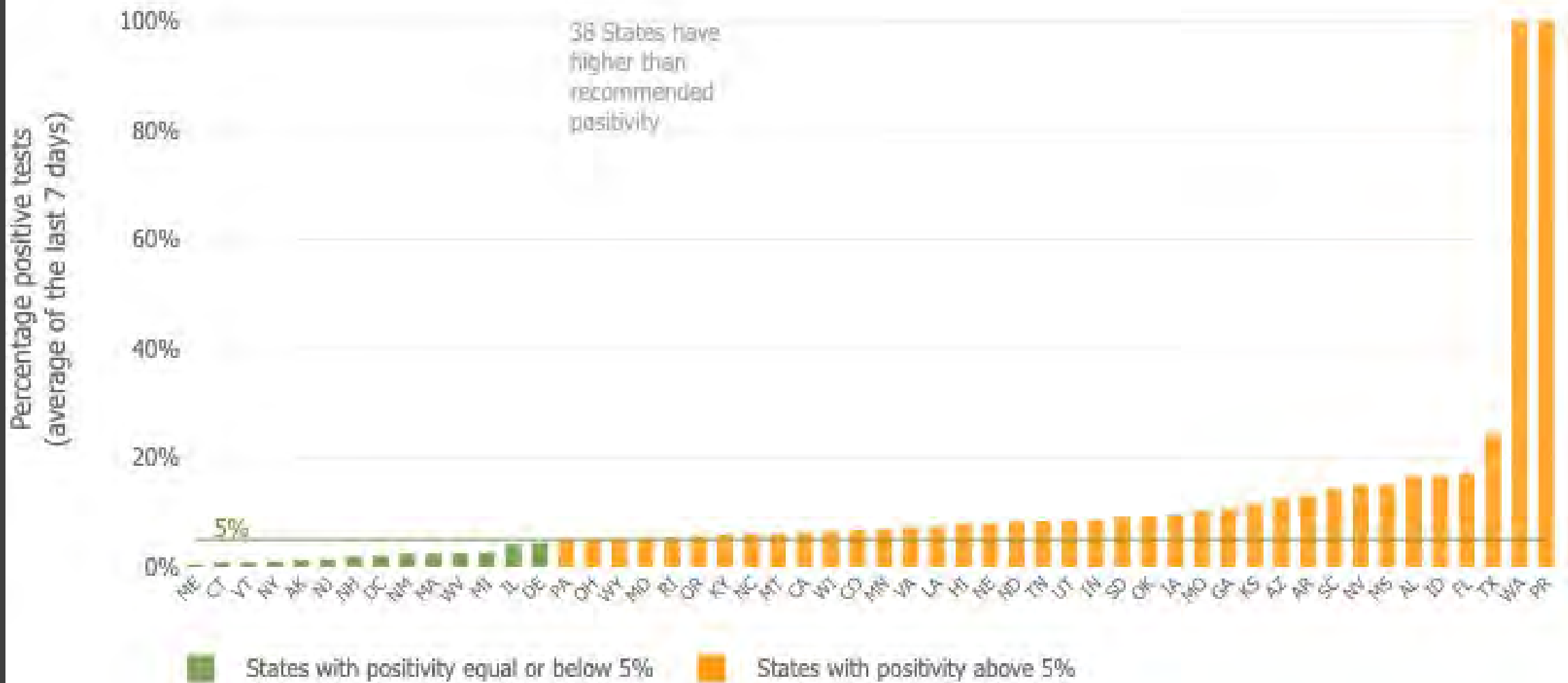
8,751 deaths, 99,021

Global Deaths

US Deaths, Recovered



Daily Cases





# Florida's COVID-19 Data and Surveillance Dashboard

Florida Department of Health, Division of Disease Control and Health Protection

Select a County



# Total Cases

# 550,901

Cumulative Data for Florida Residents:

# Positive Residents

# 545,040



# Resident Hospitalizations

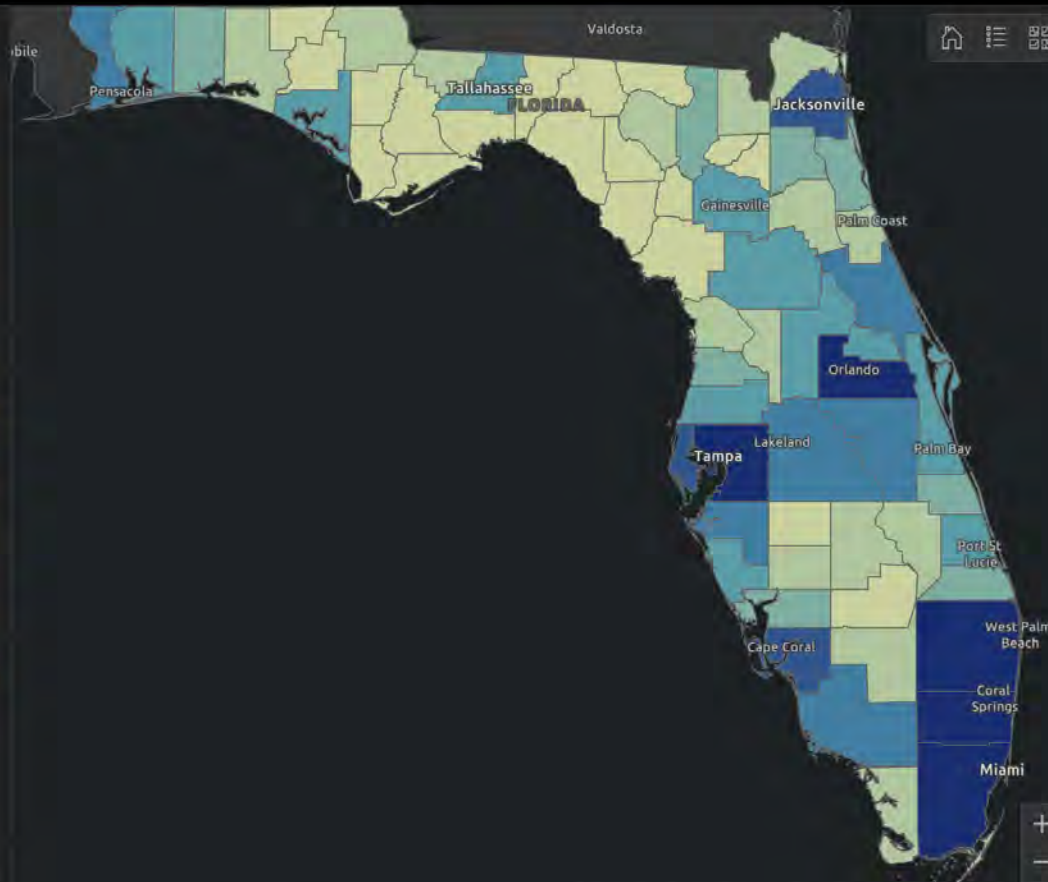
# 31,947

Florida Resident Deaths

# 8,765

Non-Resident Deaths

# 132



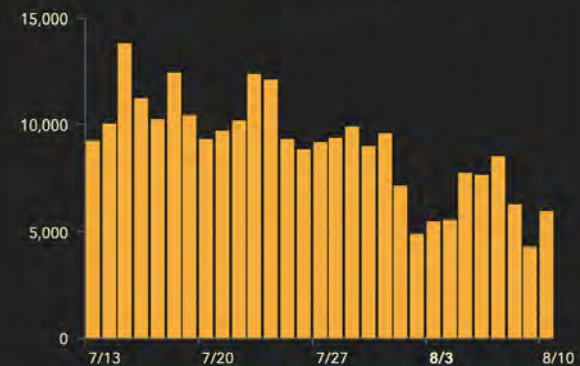
FDEP, Esri, HERE, Garmin, FAO, NOAA, USGS, EPA, NP...

**"Comparison of counties is not possible because case data are not adjusted by population."**

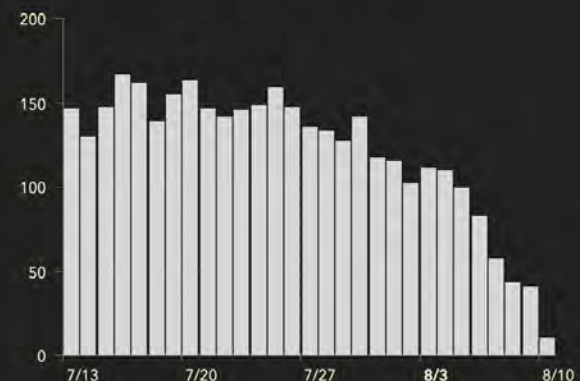
Data is updated every day at approximately 11 A.M. ET.

## Recent Data for Florida Residents (Last 30 Days):

### New Cases of Residents by Day



### Resident Deaths by Date of Death



The Deaths by Day chart shows the total number of Florida residents with confirmed COVID-19 that died on each calendar day (12:00 AM - 11:59 PM). Death data often has significant delays in reporting, so data within the past two weeks will be updated

- Florida Cases
- Florida Testing
- Cases by County
- Rates Map
- Case Maps
- Cases by Zip Code
- Health Metrics
- USA and World

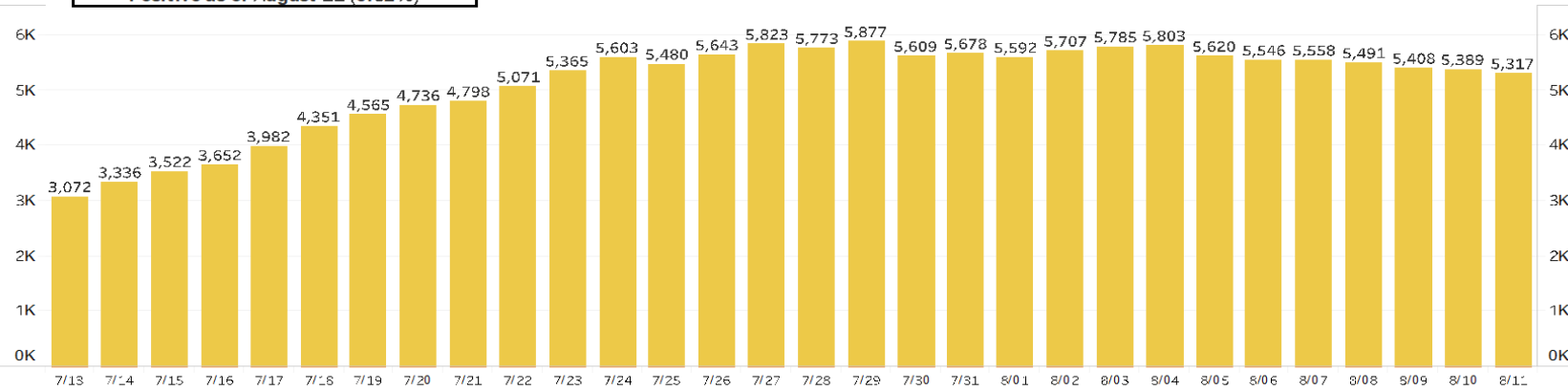


# COVID in LTC

Last Updated: 8/10/2020 5:52:04 PM

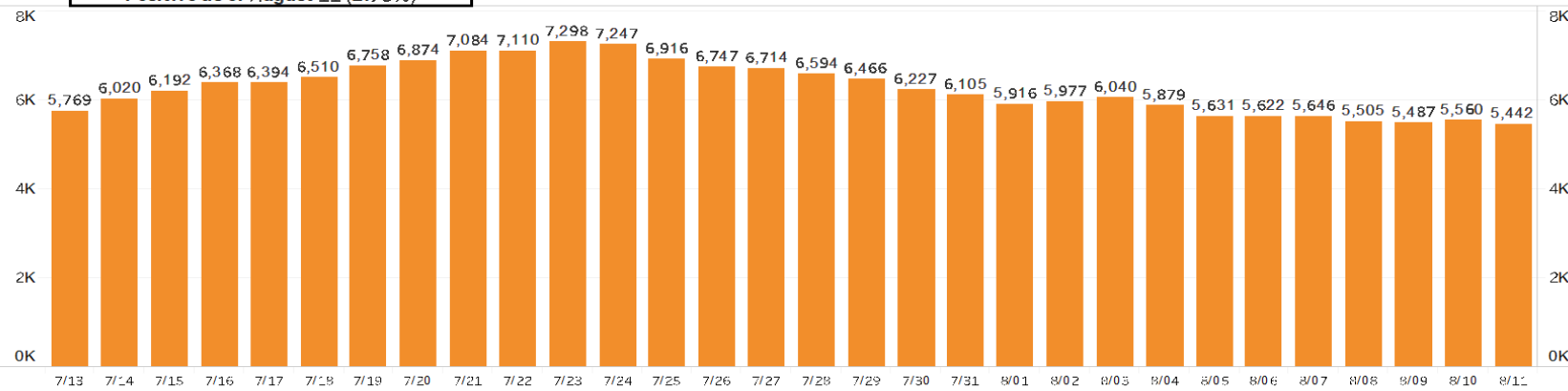
**5,317 of 139,149 Total Residents  
Positive as of August 11 (3.82%)**

## COVID Positive Residents (SNF & ALF)



**5,442 of 196,083 Total Staff  
Positive as of August 11 (2.78%)**

## COVID Positive Staff (SNF & ALF)



Data from AHCA ESS (Emergency Status System)

COVID positive residents and staff in Intermediate Care Facilities are not included in the bar chart totals. The data presented are reported by individual facilities and reporting errors may occur.






# Pharmaceutical Updates & Emerging Research

---






The Search for  
a VACCINE

An abstract graphic consisting of several overlapping, wavy bands that flow from left to right. The color gradient starts with bright green and yellow on the left, transitions through orange and red, and ends with dark brown and black on the right. The bands have a soft, glowing appearance with subtle gradients and highlights.

# Medications in Play

Emerging & Current Pharmaceutical Treatments



# The Pharmaceutical Ethical Dilemma

---

Challenge with Compassionate  
Medication Use



# Working with our Consultant Pharmacist

---

Insights & Collaboration



# Open Discussion

---



THE FLORIDA SOCIETY  
FOR POST-ACUTE AND  
LONG-TERM  
CARE MEDICINE

**400 Executive Center Drive, Suite 208  
West Palm Beach, FL 33401**

**[www.fmda.org](http://www.fmda.org); [www.bestcarepractices.org](http://www.bestcarepractices.org)**



This meeting has been recorded and will be available at [www.fmda.org/journalclub.php](http://www.fmda.org/journalclub.php)