

# FMDA Journal Club

---

January 19, 2022

Corey Bishop, RN, CRRN, CRNI; Ginny Hoar, PharmD; and Terry O'Shea, PharmD, BCGP – Special Guests

Diane Sanders-Cepeda, DO, CMD – Host





COVID  
Pharmaceutical  
Update

- This meeting will be recorded and will be available at [www.fmda.org/journalclub.php](http://www.fmda.org/journalclub.php)

# Agenda

- State of the State
- COVID Pharmaceutical Updates
- Open Discussion

**COVID-19 Dashboard** by the Center for Systems Science and Engineering (CSSE) at Johns Hopkins University (JHU)

Last Updated at (M/D/YYYY)  
**1/19/2022, 9:21 AM**

**Total Cases**  
**67,605,309**

**Total Deaths**  
**854,279**

**Total Vaccine Doses Administered**  
**526,559,103**

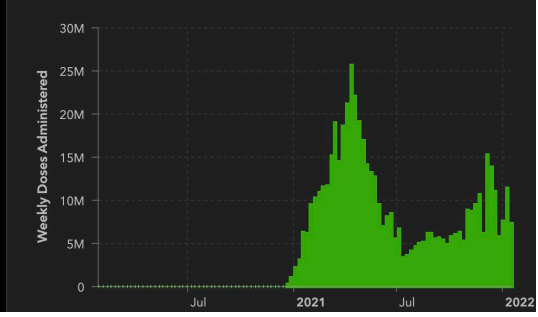
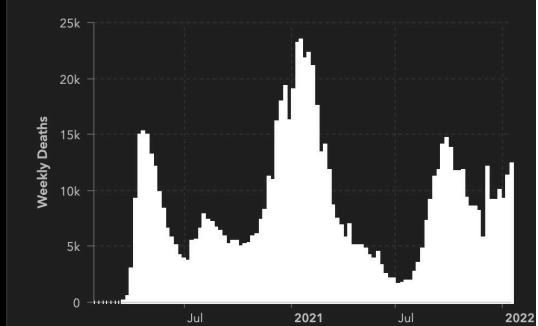
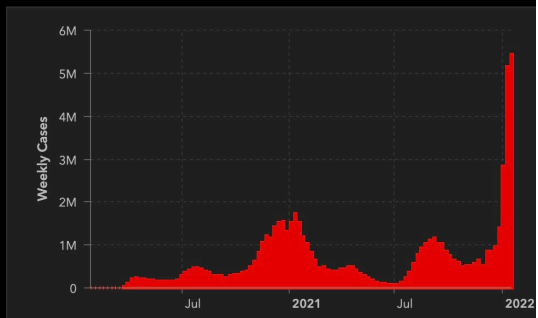
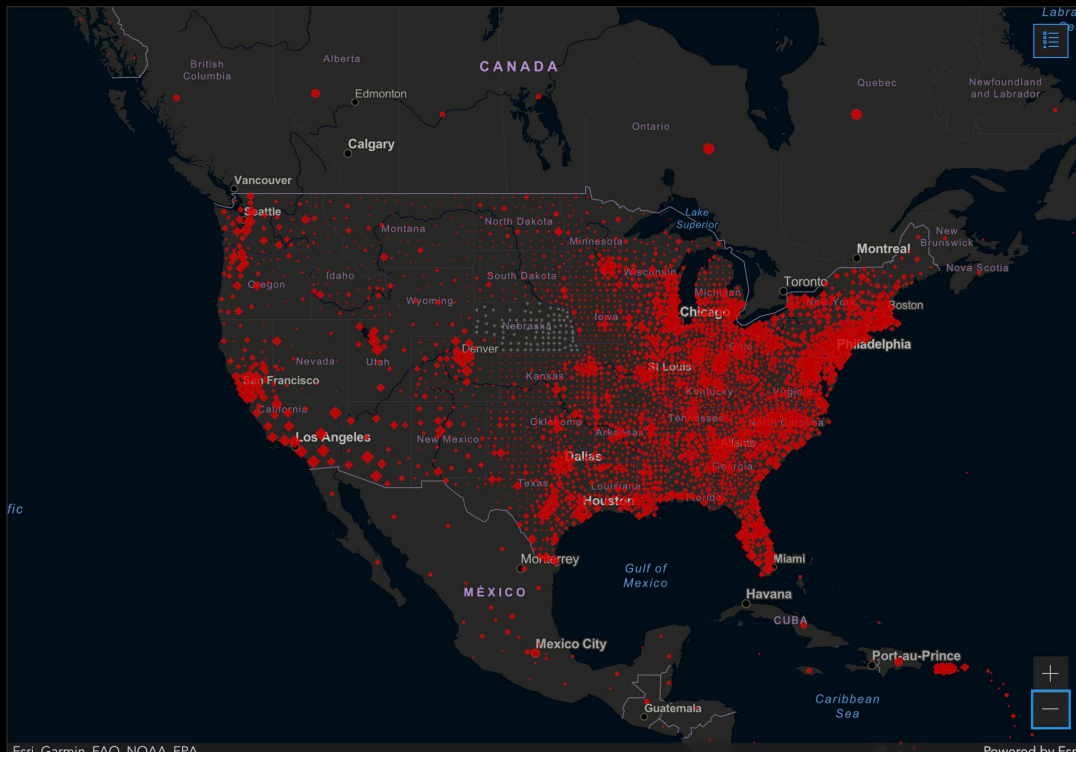
**Cases | Deaths by Country/Region/Sovereignty**

**28-Day Cases**  
**16,285,014**

**28-Day Deaths**  
**42,640**

**28-Day Vaccine Doses Administered**  
**29,542,459**

- US**  
28-Day: **16,277,288** | **42,102**  
Totals: **67,605,309** | **854,279**
- France**  
28-Day: **5,466,381** | **5,698**  
Totals: **14,284,934** | **128,629**
- United Kingdom**  
28-Day: **3,893,986** | **5,121**  
Totals: **15,501,852** | **153,017**
- Italy**  
28-Day: **3,582,282** | **5,894**  
Totals: **9,018,425** | **141,825**
- India**  
28-Day: **3,142,760** | **8,877**  
Totals: **37,901,241** | **487,202**
- Spain**  
28-Day: **2,933,921** | **2,390**  
Totals: **8,518,975** | **91,277**
- Argentina**  
28-Day: **1,913,925** | **1,467**  
Totals: **7,318,305** | **118,420**
- Australia**  
28-Day: **1,690,272** | **681**  
Totals: **1,955,544** | **2,843**
- Turkey**  
28-Day: **1,381,977** | **4,299**  
Totals: **10,593,687** | **85,077**
- Germany**  
28-Day: **1,322,825** | **6,757**  
Totals: **8,231,702** | **116,131**
- Brazil**  
28-Day: **1,005,908** | **3,583**

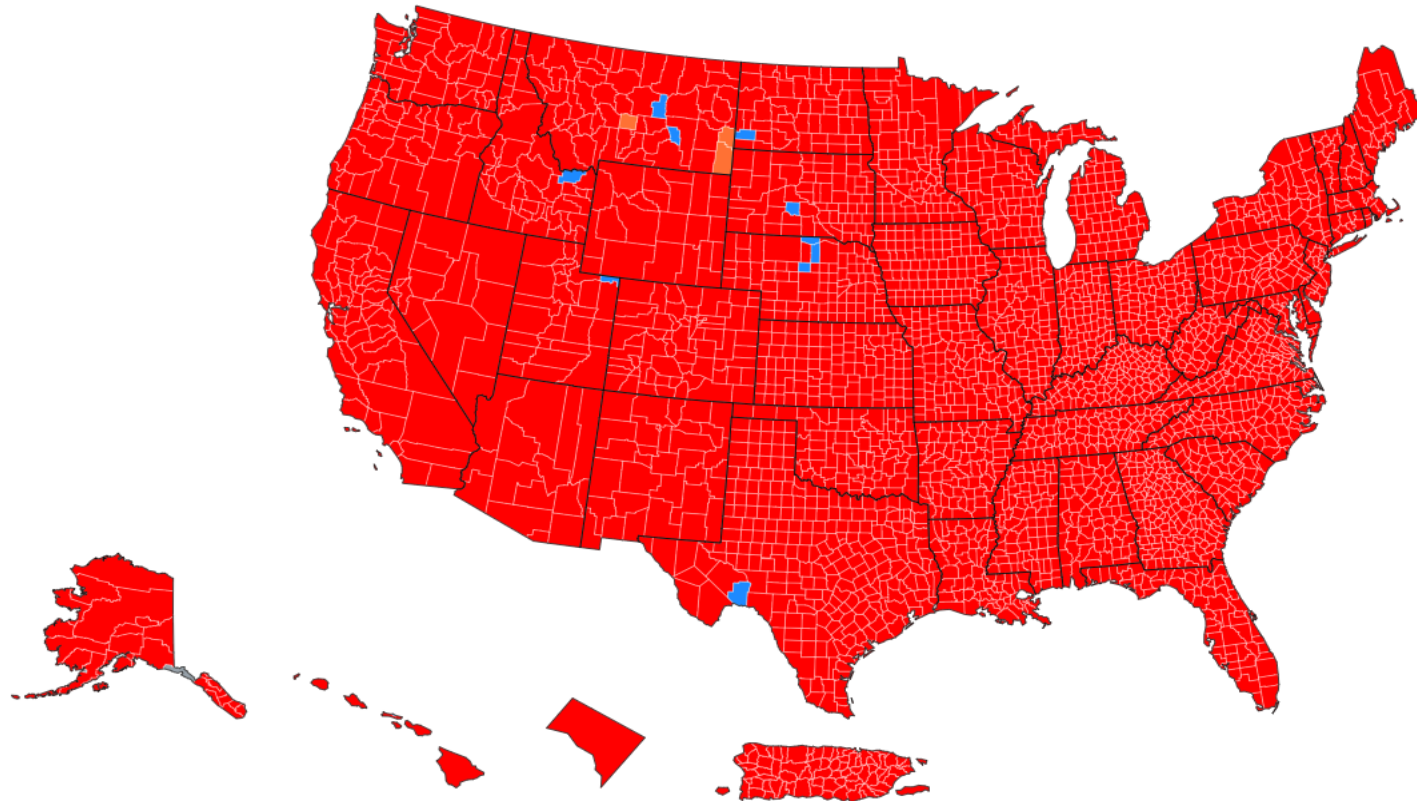


# Level of Community Transmission of All Counties in US

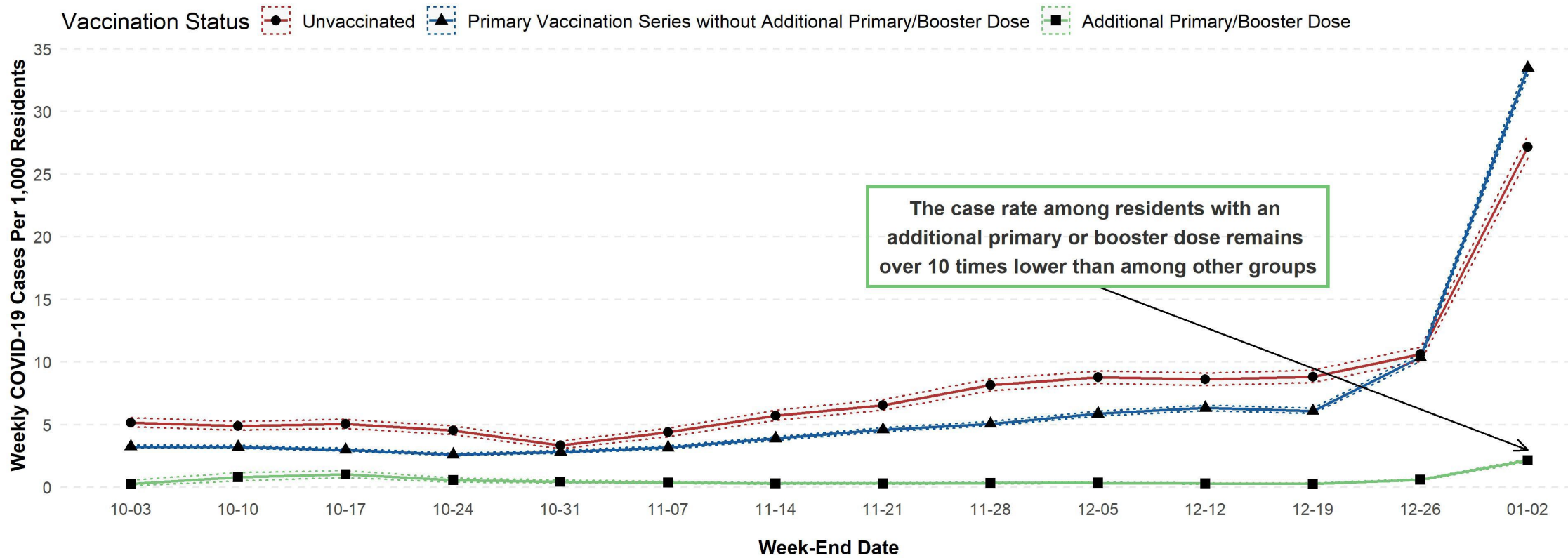
## Community Transmission in US by County

	Total	Percent	% Change
High	3204	99.44%	0.31%
Substantial	6	0.19%	-0.19%
Moderate	0	0%	0%
Low	10	0.31%	-0.12%

[How is community transmission calculated?](#)



# Unadjusted COVID-19 Cases Per 1,000 Nursing Home Residents, by COVID-19 Vaccination Status (Including Additional Primary and Booster Doses) and Week, United States



Data source: Centers for Disease Control and Prevention, National Healthcare Safety Network  
 For more information: <https://www.cdc.gov/nhsn/ltc/weekly-covid-vac/index.html>  
 Note: Data reported in the most recent week may still be accruing.

Data as of 01/10/2022 05:30 AM

# Percentage of Residents in Nursing Homes with Complete COVID-19 Vaccination Receiving Additional Primary or Booster Dose, by Week – United States



## Percentage of Residents in Nursing Homes with Complete COVID-19 Vaccination Receiving Additional Primary or Booster Dose, by Week – United States



**Complete Vaccination:** The percentage of residents who received all doses required to be fully vaccinated. **Additional primary or booster dose:** An additional dose refers to a subsequent dose of vaccine administered to people who likely did not mount a protective immune response after initial vaccination. A booster dose refers to a subsequent dose of vaccine administered to enhance or restore protection by the primary vaccination which might have waned over time.

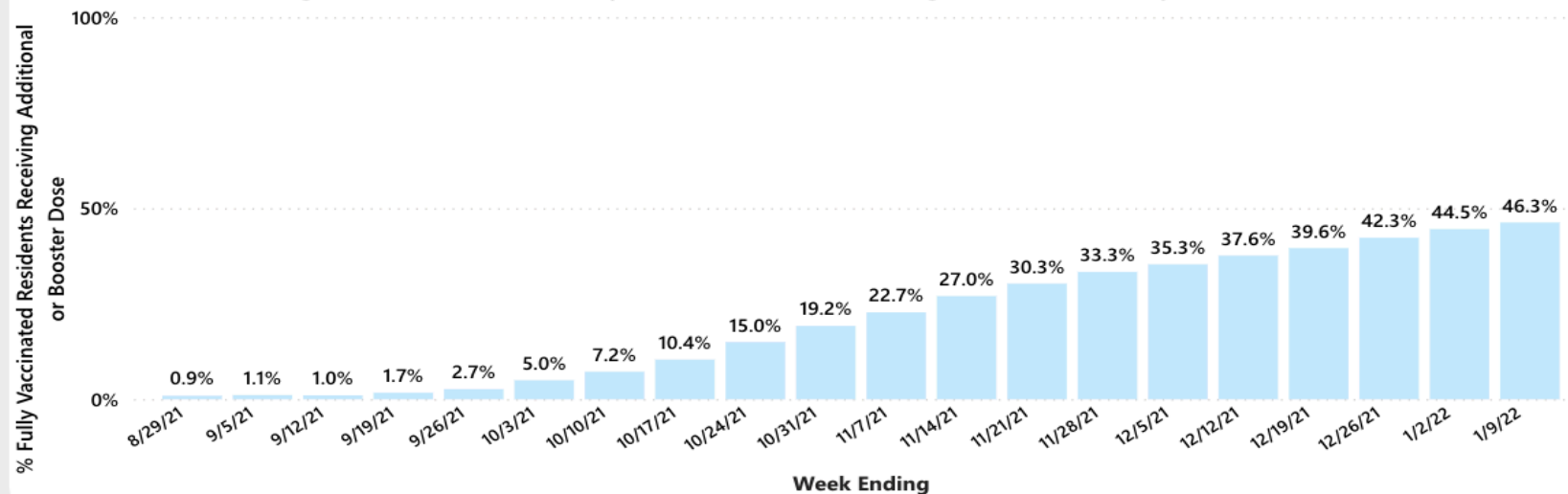
Select By State

FL

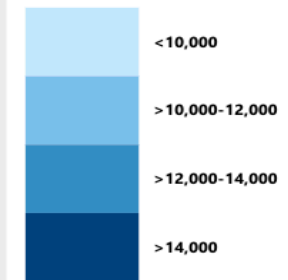
Select By Region

All

Percentage of Residents with Complete Vaccination Receiving Additional Primary or Booster Dose, FL



Number of Facilities Reporting



For weeks ending 8/29-9/26, facilities reporting 100% of fully vaccinated individuals received an additional primary or booster dose were excluded. Data for the most recent week are still accruing.

Data source: Centers for Disease Control and Prevention, National Healthcare Safety Network: Accessibility: [Right click on the graph area to show as table]

For more information: <https://www.cdc.gov/nhsn/rtc/weekly-covid-vac/index.html>

Data as of 1/10/2022 5:30 AM

# Percentage of Staff in Nursing Homes with Complete COVID-19 Vaccination Receiving Additional Primary or Booster Dose, by State and Week – United States



## Percentage of Staff in Nursing Homes with Complete COVID-19 Vaccination Receiving Additional Primary or Booster Dose, by State and Week – United States



**Complete Vaccination:** The percentage of staff who received all doses required to be fully vaccinated. **Additional primary or booster dose:** An additional dose refers to a subsequent dose of vaccine administered to people who likely did not mount a protective immune response after initial vaccination. A booster dose refers to a subsequent dose of vaccine administered to enhance or restore protection by the primary vaccination which might have waned over time.

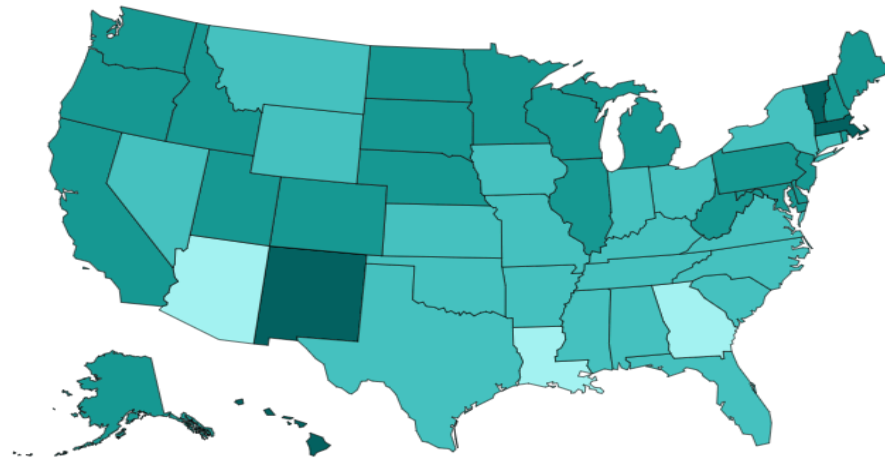
Select By Region

All

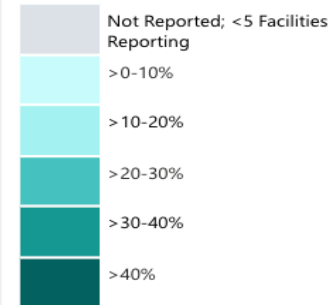
Select By Week

Latest Reporting Week

Percentage of Staff with Complete Vaccination Receiving Additional Primary or Booster Dose, 1/3/2022 - 1/9/2022



% of Staff with Complete Vaccination Receiving Additional Primary or Booster Dose



For weeks ending 8/29-9/26, facilities reporting 100% of fully vaccinated individuals received an additional primary or booster dose were excluded. Data for the most recent week are still accruing.

Data source: Centers for Disease Control and Prevention, National Healthcare Safety Network: Accessibility: [Right click on the graph area to show as table]

For more information: <https://www.cdc.gov/nhsn/rtc/weekly-covid-vac/index.html>


Data as of 1/10/2022 5:30 AM





# COVID Pharmaceutical Update

---




**Ginny Hoar, PharmD**  
Clinical Manager, Omnicare



**Terry O'Shea, PharmD, BCGP Senior Clinical Director, Omnicare**



**Corey Bishop, RN, CRRN, CRNI; Infusion Nurse Specialist, Omnicare**



# Monoclonal Antibodies Updates

# Vaccinations & Boosters



# Medications for COVID





# Takeaways from LTC Pharmacist in Action

---



A blurred background image of a desk. In the foreground, there is an open notebook with a black pen resting on it. To the right, a smartphone is partially visible. The overall scene is dimly lit and out of focus, with the text 'Open Discussion' overlaid in the center.

# Open Discussion



THE FLORIDA SOCIETY  
FOR POST-ACUTE AND  
LONG-TERM  
CARE MEDICINE

**400 Executive Center Drive, Suite 208  
West Palm Beach, FL 33401**

**[www.fmda.org](http://www.fmda.org); [www.bestcarepractices.org](http://www.bestcarepractices.org)**



This meeting has been recorded and will be available at [www.fmda.org/journalclub.php](http://www.fmda.org/journalclub.php)